



K11034



K11006

EXHAUST PIPES

Frames

MUFFLER PIPES / 1-3/4" & 2"

- * A wide selection of great fitting, high quality muffled exhaust systems
- * Available with 1-3/4" or 2" head pipes smoothly flowing into 2-1/2" or 3" tapered or slash cut mufflers
- * Each set is crafted from 16 gauge tubing, mandrel bent on CNC benders and polished in-house, then nickle-chrome plated
- * Feature hidden channel mounting. . . T-bolts supplied

Swingarms

FOR EVOLUTION SOFTAIL 1984-2003 & EVOLUTION FX MODELS 1985-1986

Fenders
Struts

TAPERED MUFFLER



- K11041** 1-3/4" TAPERED MUFFLER EXHAUST SET
FITS SOFTAIL & EVO FXWG/FXE/FXSB MODELS
- K11043** 2" TAPERED MUFFLER EXHAUST SET
FITS SOFTAIL & EVO FXWG/FXE/FXSB MODELS
(SHOWN)

Gas Tanks

Oil Tanks

SLASH CUT MUFFLER



- K11042** 1-3/4" SLASH CUT MUFFLER EXHAUST SET
FITS SOFTAIL & EVO FXWG/FXE/FXSB MODELS
(SHOWN)
- K11044** 2" SLASH CUT MUFFLER EXHAUST SET
FITS SOFTAIL & EVO FXWG/FXE/FXSB MODELS

Fwd
Controls

FOR DYNA GLIDE MODELS 1991-2003

Kickstands

TAPERED MUFFLER



- K11035** 1-3/4" TAPERED MUFFLER EXHAUST SET
FITS DYNA GLIDE MODELS 1991-2003
- K11036** 2" TAPERED MUFFLER EXHAUST SET
FITS DYNA GLIDE MODELS 1991-2003
(SHOWN)

Handlebars

Exhaust

SLASH CUT MUFFLER



- K11037** 1-3/4" SLASH CUT MUFFLER EXHAUST SET
FITS DYNA GLIDE MODELS 1991-2003
- K11038** 2" SLASH CUT MUFFLER EXHAUST SET
FITS DYNA GLIDE MODELS 1991-2003
(SHOWN)

Misc.



MUFFLER PIPES w/S-BEND REAR PIPE FOR DYNA GLIDES 1991-2003



K11061 1-3/4" TAPERED MUFFLER EXHAUST SET FOR DYNA GLIDES 1991-2003 . . . w/S-BEND REAR PIPE



K11062 1-3/4" BOTTOM SLASH CUT EXHAUST SET FOR DYNA GLIDES 1991-2003 . . . w/S-BEND REAR PIPE



K11063 1-3/4" SIDE SLASH CUT EXHAUST SET FOR DYNA GLIDES 1991-2003 . . . w/S-BEND REAR PIPE

Frames

Swingarms

Fenders
Struts

Gas Tanks

Oil Tanks

Fwd
Controls

Kickstands

Handlebars

Exhaust

Misc.

Frames

MUFFLER PIPES / 1-3/4" & 2"

FOR FXR MODELS 1984-1994/1999

Swingarms

TAPERED MUFFLER



K11021 1-3/4" TAPERED MUFFLER EXHAUST SET
FITS FXR MODELS 1984-1994/99
(SHOWN)

K11023 2" TAPERED MUFFLER EXHAUST SET
FITS FXR MODELS 1984-1994/99

Fenders
Struts

Gas Tanks

SLASH CUT MUFFLER



K11022 1-3/4" SLASH CUT MUFFLER EXHAUST SET
FITS FXR MODELS 1984-1994/99

K11024 2" SLASH CUT MUFFLER EXHAUST SET
FITS FXR MODELS 1984-1994/99
(SHOWN)

Oil Tanks

Fwd
Controls

FOR FX/FXE MODELS 1971-1984 & 1980-1982 FXWG

Kickstands

TAPERED MUFFLER




K11025 1-3/4" TAPERED MUFFLER EXHAUST SET
FITS FX/FXE 1971-84 & FXWG 1980-82
(SHOWN)

K11027 2" TAPERED MUFFLER EXHAUST SET
FITS FX/FXE 1971-84 & FXWG 1980-82

Handlebars

Exhaust

SLASH CUT MUFFLER



K11026 1-3/4" SLASH CUT MUFFLER EXHAUST SET
FITS FX/FXE 1971-84 & FXWG 1980-82

K11028 2" SLASH CUT MUFFLER EXHAUST SET
FITS FX/FXE 1971-84 & FXWG 1980-82
(SHOWN)

Misc.

MUFFLER PIPES / 1-3/4"

FOR SHOVELHEAD FL/FLH MODELS 1970-1984 (KICK or ELECTRIC START)

K11017 1-3/4" SLASH CUT MUFFLER EXHAUST SET FITS SHOVELHEAD 1970-84 FL/FLH (KICK or ELECTRIC) FEATURES OVER THE TRANSMISSION REAR PIPE WHICH CLEARS BIG BATTERY AND A FRONT PIPE THAT CLEARS STOCK FLOORBOARD MOUNTS



FOR SHOVELHEAD FLH MODELS 1970-1984 (ELECTRIC START ONLY)

K11029 1-3/4" TAPERED MUFFLER EXHAUST SET FITS SHOVELHEAD 1970-84 FLH MODELS (ELECTRIC START) FEATURES UNDER THE TRANSMISSION REAR PIPE WHICH CLEARS LARGE FLH BATTERY & A FRONT PIPE CLEARING FACTORY FLOORBOARDS & FORWARD-MOUNTED MASTER CYLINDER



K11030 1-3/4" SLASH CUT MUFFLER EXHAUST SET FITS SHOVELHEAD 1970-84 FLH (ELECTRIC START) FEATURES UNDER THE TRANSMISSION REAR PIPE WHICH CLEARS LARGE FLH BATTERY & A FRONT PIPE WHICH CLEARS FACTORY FLOORBOARDS & FORWARD-MOUNTED MASTER CYLINDER



Frames

Swingarms

Fenders
Struts

Gas Tanks

Oil Tanks

Fwd
Controls

Kickstands

Handlebars

Exhaust

Misc.

Frames

MUFFLER PIPES / 1-3/4"

FOR PANHEAD MODELS 1948-1965

Swingarms

TAPERED MUFFLER



SLASH CUT MUFFLER




Fenders
Struts

K11033 1-3/4" TAPERED MUFFLER EXHAUST SET
FITS PANHEAD MODELS 1948-1965


K11034 1-3/4" SLASH CUT MUFFLER EXHAUST SET
FITS PANHEAD MODELS 1948-1965

Gas Tanks

TAPERED MUFFLER



SLASH CUT MUFFLER



Oil Tanks

Fwd
Controls

K11018 1-3/4" TAPERED MUFFLER EXHAUST SET
'S' TYPE FRONT PIPE
FITS PANHEAD MODELS 1948-1965

K11019 1-3/4" SLASH CUT MUFFLER EXHAUST SET
'S' TYPE FRONT PIPE
FITS PANHEAD MODELS 1948-1965

Kickstands

2 INTO 1 HEADER PIPES / 1-3/4"

FOR SHOVELHEAD FL/FLH 1970-1984

FOR PANHEAD MODELS 1948-1965

Handlebars

Exhaust



Misc.

K11012 1-3/4" HEADER PIPE SET / 2 INTO 1 STYLE
FOR SHOVELHEAD FL/FLH 1970-1984

K11011 1-3/4" HEADER PIPE SET (3 PCS) / 2 INTO 1 STYLE
FOR PANHEAD MODELS 1948-1965

MUFFLER PIPES / 1-3/4" & 2"

FOR EVOLUTION SPORTSTER MODELS 1986-2003

- K11045** 1-3/4" TAPERED MUFFLER EXHAUST SET
FITS EVO SPORTSTER MODELS 1986-2003
- K11047** 2" TAPERED MUFFLER EXHAUST SET
FITS EVO SPORTSTER MODELS 1986-2003
(SHOWN)



TAPERED MUFFLER


- K11046** 1-3/4" SLASH CUT MUFFLER EXHAUST SET
FITS EVO SPORTSTER MODELS 1986-2003
(SHOWN)
- K11048** 2" SLASH CUT MUFFLER EXHAUST SET
FITS EVO SPORTSTER MODELS 1986-2003



SLASH CUT MUFFLER


FOR SPORTSTER MODELS 1957-1985 (except 1979)

- K11051** 1-3/4" TAPERED MUFFLER EXHAUST SET
FITS SPORTSTERS 1957-1985 (EXCEPT 1979)
(SHOWN)
- K11049** 2" TAPERED MUFFLER EXHAUST SET
FITS SPORTSTERS 1957-1985 (EXCEPT 1979)



TAPERED MUFFLER

- K11052** 1-3/4" SLASH CUT MUFFLER EXHAUST SET
FITS SPORTSTERS 1957-1985 (EXCEPT 1979)



SLASH CUT MUFFLER

Frames

Swingarms

Fenders
Struts

Gas Tanks

Oil Tanks

Fwd
Controls

Kickstands

Handlebars

Exhaust

Misc.

Frames

DRAG PIPES / 1-3/4" & 2"

- * Pipes that fit and look great too... not to mention the sound
- * Mandrel bent on CNC benders, the 16 gauge tubing is polished at our facility, then nickle chrome plated for that great look
- * Most models mount to OEM mounting bracket via the hidden channel mounts on the back side of the pipes... T-bolts supplied
- * These drag pipes are sold in two versions... 1-3/4" diameter and 2" diameter

Swingarms

FOR SOFTAIL MODELS 1984-2003 & EVOLUTION FX MODELS 1985-1986

Fenders
Struts



Gas Tanks

- K11006** 1-3/4" DRAG PIPE SET... 40" LONG
FITS SOFTAIL & EVO FXWG/FXE/FXSB MODELS
- K11055** 2" DRAG PIPE SET... 40" LONG
FITS SOFTAIL & EVO FXWG/FXE/FXSB MODELS
(SHOWN)

- K11068** 2" SHOTGUN DRAG PIPE SET
FITS SOFTAILS 1984-2003

Oil Tanks

FOR DYNA GLIDE MODELS 1991-2003

Fwd
Controls



- K11007** 1-3/4" DRAG PIPE SET... 40" LONG
FITS DYNA GLIDE MODELS 1991-2003
(SHOWN)

- K11013** 2" DRAG PIPE SET... 40" LONG
FITS DYNA GLIDE MODELS 1991-2003

Kickstands

Handlebars

FOR EVOLUTION FXR MODELS 1984-1994/99



- K11005** 1-3/4" DRAG PIPE SET... 40" LONG
FITS FXR MODELS 1984-1994/99
(SHOWN)

- K11054** 2" DRAG PIPE SET... 40" LONG
FITS FXR MODELS 1984-1994/99

Exhaust

Misc.

DRAG PIPES / 1-3/4" & 2"

FOR EVOLUTION SPORTSTER MODELS 1986-2003



K11009 1-3/4" DRAG PIPE SET . . . 40" LONG
FOR EVO SPORTSTER MODELS 1986-2003
(SHOWN)

K11020 2" DRAG PIPE SET . . . 40" LONG
FOR EVO SPORTSTER MODELS 1986-2003

Frames

Swingarms

Fenders
Struts

Gas Tanks

Oil Tanks



K11008 1-3/4" DRAG PIPE SET . . . 40" LONG
FOR SPORTSTER MODELS 1957-85 (except 1979)
(SHOWN)

K11056 2" DRAG PIPE SET . . . 40" LONG
FOR SPORTSTER MODELS 1957-85 (except 1979)

** Requires purchase of K14043 brake pedal stop if running
on 1980-1985 models*

FOR SHOVELHEAD FX/FL 4-SPEED MODELS



K11003 1-3/4" DRAG PIPE SET . . . 36" LONG
FOR FL/FLH MODELS 1970-1984
KICK or ELECTRIC START / REAR PIPE
ROUTED IN FRONT OF TRANSMISSION



K11004 1-3/4" DRAG PIPE SET . . . 40" LONG
FOR FX/FL MODELS 1970-1984 / KICK or ELECTRIC START
REAR PIPE ROUTED OVER THE TRANSMISSION
(SHOWN)

K11053 2" DRAG PIPE SET . . . 40" LONG
FOR FX/FL MODELS 1970-1984 / KICK or ELECTRIC START
REAR PIPE ROUTED OVER THE TRANSMISSION

Fwd
Controls

Kickstands

Handlebars

FOR SHOVELHEAD MODELS 1966-1969



K11002 1-3/4" DRAG PIPE SET . . . 36" LONG
FOR EARLY SHOVEL MODELS 1966-1969

FOR PANHEAD MODELS 1948-1965



K11001 1-3/4" DRAG PIPE SET . . . 34" LONG
FOR PANHEAD MODELS 1948-1965

Exhaust

Misc.

Frames

SPECIALTY DRAG PIPES / FOR DYNA GLIDE MODELS 1991-2003

2" UPSWEPT DRAG PIPES w/SLASH CUT ENDS

Swingarms



K11065 2" UPSWEPT DRAG PIPES w/SLASH CUT ENDS FOR 1991-2003 DYNA GLIDE MODELS

Fenders
Struts

2" LONG 'N LOW DRAG PIPES w/SLASH CUT ENDS

Gas Tanks



K11057 2" LONG 'N LOW DRAG PIPES w/SLASH CUT ENDS FOR 1991-2003 DYNA GLIDE MODELS

Oil Tanks

Fwd
Controls

1-3/4" S-BEND DRAG PIPES w/SLASH CUT ENDS

Kickstands



K11059 1-3/4" S-BEND DRAG PIPES w/SLASH CUT ENDS FOR 1991-2003 DYNA GLIDE MODELS

Handlebars

1-3/4" LONG 'N LOW S-BEND DRAG PIPES w/SLASH CUT ENDS

Exhaust



Misc.

K11060 1-3/4" LONG 'N LOW S-BEND PIPES w/SLASH CUT ENDS FOR 1991-2003 DYNA GLIDE MODELS